


IOW 038 K2/N2/D2 Pump

Mechline



Data sheet



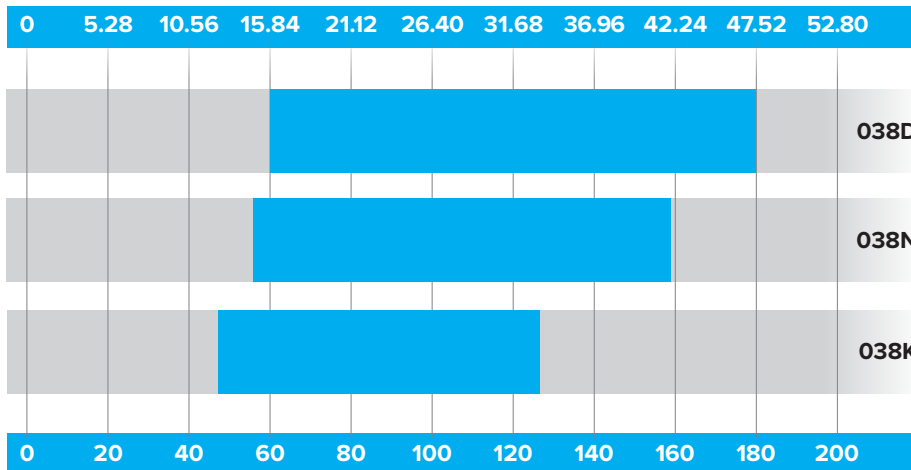
IOW Group

IOW 038 K2/N2/D2 Pump



- ◆ IOW 038 K2/N2/D2 has a flow volume of 46 - 179.8 l/min (12.2 - 47.5 gpm)
- ◆ Max differential pressure 16 Bar (232 psi)
- ◆ Power transferred from electric motor via flexible coupling. Pumped fluid is enclosed in the pump with the use of a shaft seal
- ◆ Pressure relief valve installed internally to protect the pump
- ◆ 2 different shaft seals available, depending on the temperature of the pumped liquid
- ◆ 3 rotor leads available, depending on performance required
- ◆ Fluid viscosity:
L - 1.4 - 800cSt
H - 1.4 - 3500 cSt
- ◆ Fluid temperature: -20 to +155°C (-4 to +311°F)
- ◆ Max RPM: 3600

US Gallons per minute

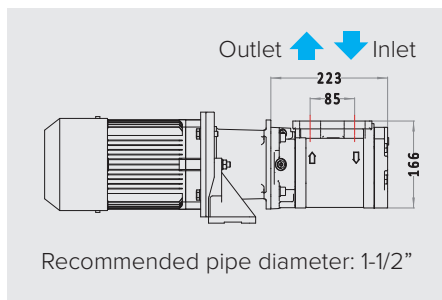


Litres per minute

038D	RPM	LPM	GPM	kW
	1470	62	16.4	1.2
	1770	76.5	20.2	1.5
	2950	145	38.3	2.9
	3550	179.8	47.5	3.6
038N	RPM	LPM	GPM	kW
	1470	56	14.8	1.3
	1770	72	19.0	1.7
	2950	130	34.3	3.2
	3550	159	42.0	4.1
038K	RPM	LPM	GPM	kW
	1470	46	12.2	1
	1770	57.3	15.1	1.3
	2950	104	27.5	2.5
	3550	126.6	33.4	3.2

NOTE: RPM = Rev per minute LPM = Litres per minute, GPM = US Gallons per minute, kW = Kilowatts

Shaft Seal	Min Temp		Max Temp	
	°C	°F	°C	°F
L	-20	-4	90	194
H	-20	-4	155	311



Advantages

- ◆ Designed to endure a long, problem free operation
- ◆ Self lubricating
- ◆ Can be used for a number of different liquids
- ◆ Can be approved to a number of classification societies
- ◆ Same day dispatch on spares
- ◆ Environmentally friendly
- ◆ Use of an angle bracket aids mounting
- ◆ Can be mounted horizontally or vertically

Applications

- ◆ Supplying fuel and lubrication to diesel engines
- ◆ Transferring oil in refineries, tank farms and on board ships
- ◆ Used by big machines, hydraulic systems and transformer oils
- ◆ Used for lubrication of gears, hydro turbines, turbines powered by steam or gas and paper machines

 Find out more...
visit IOWGroup.com

