


IOW 032 N1/L1 Pump

Magnaline



Data sheet



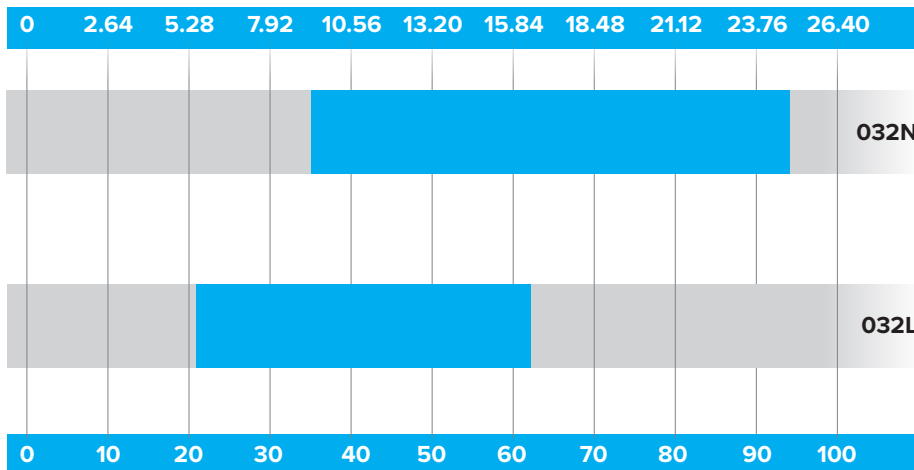
IOW Group

IOW 032 N1/L1 Pump



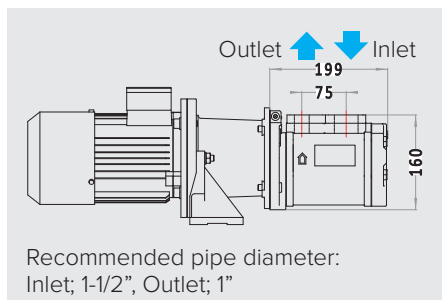
- ◆ IOW 032 N1/L1 has a flow volume of 21.6 - 95.2 l/min (5.7 - 25.1 gpm)
- ◆ Max differential pressure 16 Bar (232 psi)
- ◆ Pump connected to electric motor using a magnetic coupling, meaning there is no mechanical contact between pump and motor, and pumped liquid is fully enclosed within the pump.
- ◆ Pressure relief valve installed internally to protect the pump
- ◆ 3 different strengths of magnetic coupling available, depending on the viscosity of liquid to be pumped
- ◆ Connections for steam tracing to heat the pumped liquid up and reduce viscosity
- ◆ 2 rotor leads available, depending on performance required
- ◆ Fluid viscosity: 1.4–1500 cSt.
- ◆ Fluid temperature: -20 to +180°C (-4 to +356°F)
- ◆ Max RPM: 3600

US Gallons per minute



Litres per minute

Coupling	N m	lb ft
A	7	5
B	14	10
C	22	16



032N

RPM	LPM	GPM	kW
1470	35	9.2	0.7
1770	43.5	11.5	1.0
2950	77.8	20.6	1.9
3550	95.2	25.1	2.5

032L

RPM	LPM	GPM	kW
1470	21.6	5.7	0.5
1770	28	7.4	0.6
2950	52	13.7	1.4
3550	64.6	17.1	1.9

NOTE: RPM = Rev per minute LPM = Litres per minute,
GPM = US Gallons per minute, kW = Kilowatts

Advantages

- ◆ Designed to endure a long, problem free operation
- ◆ Self lubricating
- ◆ Can be used for a number of different liquids
- ◆ Can be approved to a number of classification societies
- ◆ Pumped liquid is fully enclosed
- ◆ Same day dispatch on spares
- ◆ Environmentally friendly
- ◆ Use of an angle bracket aids mounting
- ◆ Can be mounted horizontally or vertically

Applications

- ◆ Supplying fuel and lubrication to diesel engines
- ◆ Transferring oil in refineries, tank farms and on board ships
- ◆ Used by big machines, hydraulic systems and transformer oils
- ◆ Used for lubrication of gears, hydro turbines, turbines powered by steam or gas and paper machines

 **Find out more...**
visit IOWGroup.com

